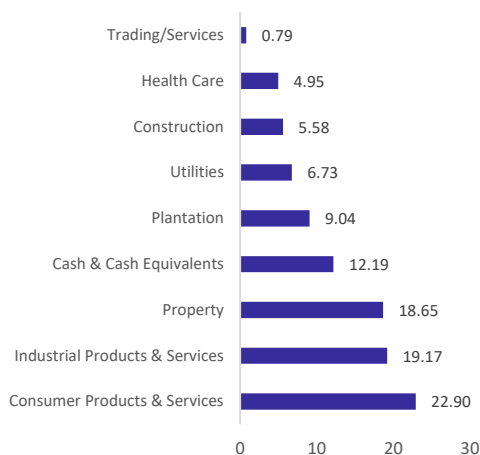


FUND FACTSHEET AS AT 30 SEPTEMBER 2024
MIDF ESG FUND (FORMERLY KNOWN AS MIDF AMANAH ESG MUSTADAMAH FUND)
OCTOBER 2024
FUND OVERVIEW

The objective of the fund is to achieve medium to long term sustainable capital appreciation in an ESG portfolio of Shariah-compliant equities.

The fund is suitable for investors with:

- high risk profile who are seeking capital appreciation over the medium to long term through investments in sustainable equities that are acceptable under the principles of Shariah.

SECTOR ALLOCATION (as at 30 September 2024)


Source: MIDF Amanah Asset Management Bhd

TOP 5 HOLDINGS (as at 30 September 2024)

COMPANY	%
MATRIX CONCEPTS HOLDINGS BERHAD	9.24%
UNITED PLANTATIONS BHD	9.04%
HEXTAR GLOBAL BERHAD	7.86%
TENAGA NASIONAL BERHAD	6.73%
NEW HOONG FATT HOLDINGS BERHAD	5.66%

Source: MIDF Amanah Asset Management Bhd

FUND INFORMATION

Fund Size RM 11.582 million	Fund Category/Type ESG Shariah-compliant Equity / Growth	Management Fee 1.5% p.a. of NAV	Financial Year End 15th day of May
Unit NAV RM1.1442	Launch Date 18 Jun 2021	Trustee Fee 0.05% p.a. of NAV	Redemption Payment Period Within 10 calendar days
Benchmark Absolute Targetted Return of 6%	Base Currency RM	Initial Service Charge Up to 5.00% of NAV	Bloomberg Ticker MAEMF21:MK

Source: MIDF Amanah Asset Management Bhd

FUND PERFORMANCE - SINCE INCEPTION


The value of units may go down as well as up. Past performance is not indicative of future performance. Source: Novagni Analytics and Advisory Sdn. Bhd.

Annualised Performance in Base Currency (%)

	1 YR	2 YRS	3 YRS	5 YRS	Since Inception
FUND	11.18	8.98	2.90	-	4.18
ATRo6% p.a.	6.00	6.00	6.00	-	6.00

The value of units may go down as well as up. Past performance is not indicative of future performance. Source: Novagni Analytics and Advisory Sdn. Bhd.

Cumulative Performance in Base Currency (%)

	1M	3M	6M	1YR	YTD	2YRS	3YRS	5YRS	Since Inception
FUND	0.35	-4.09	3.66	11.22	10.02	18.80	8.96	-	14.42
ATRo6% p.a.	0.48	1.48	2.96	6.02	4.47	12.38	19.12	-	21.11

The value of units may go down as well as up. Past performance is not indicative of future performance. Source: Novagni Analytics and Advisory Sdn. Bhd.

Calendar Year Performance in Base Currency (%)

	2019	2020	2021	2022	2023
FUND	-	-	-	-4.02	0.63
ATRo6% p.a.	-	-	-	6.00	6.00

The value of units may go down as well as up. Past performance is not indicative of future performance. Source: Novagni Analytics and Advisory Sdn. Bhd.

(1) Based on the fund's portfolio returns as at 10 September 2024, the Volatility Factor (VF) for this fund is 8.53 and is classified as "Low" (Source: Lipper).

(2) Volatility Factor (VF) is subjected to monthly changes and Volatility Class (VC) will be revised every six months.

(3) The portfolio composition may change overtime, therefore there is no guarantee that the VF and VC to remain constant.

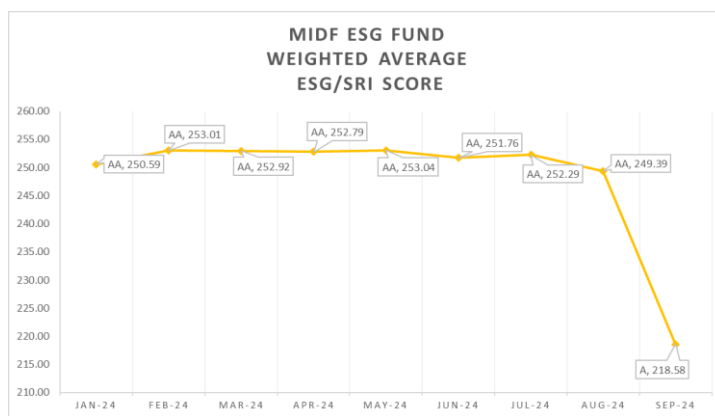
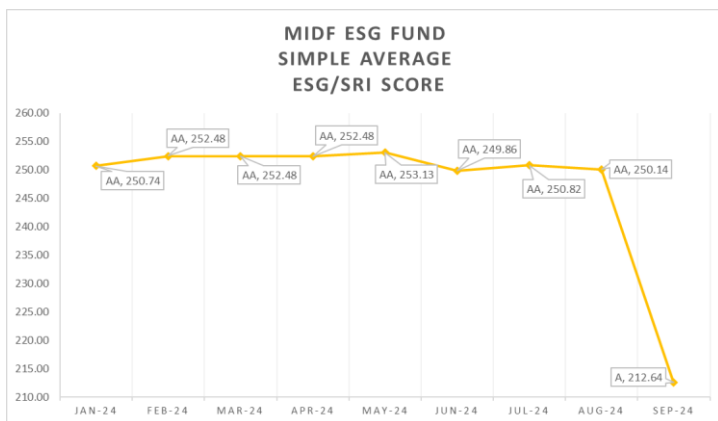
Investors are advised to read and understand the prospectus before investing. Among others, investors should consider the fees and charges. The price units and distributions payable, if any, may go down as well as up. Past performance of the fund should not be taken as indicative of its future performance. Investment in the fund is subjected to market risk, securities specific risk, liquidity risk, reclassification of Shariah status risk, profit rate risk, ESG investment risk, Shariah-compliant equity risk, regulatory risk and Shariah-compliant equity related securities risk. A copy of our Replacement Master Prospectus ("RMP") dated 31 May 2023, First Supplementary Master Prospectus ("FSMP") dated 15 February 2024 and Second Supplementary Master Prospectus ("2SMP") dated 4 October 2024 have been registered with the Securities Commission who takes no responsibility of its contents. The prospectus and application form can be obtain at our office and at [Prospectus | MIDF Berhad](#) and [Forms | MIDF Berhad](#). The RMP, FSMP and 2SMP can also be viewed at <https://www.midf.com.my/prospectus>. Units will only be issued upon receipt of an application form referred to in and accompanying the prospectus.

FUND PERFORMANCE – MONTHLY RETURNS (2012 ONWARDS)

Monthly Returns	Jan	Feb	Mar	Apr	May	Jun	Jul	Aug	Sep	Oct	Nov	Dec	YTD	Benchmark (YTD)
2024	1.87%	2.15%	2.00%	2.77%	3.86%	1.26%	-0.01%	-4.42%	0.35%	-	-	-	-	-
2023	0.22%	-1.25%	-1.37%	0.19%	0.31%	-1.75%	2.76%	0.61%	-0.11%	-0.64%	0.13%	1.61%	0.63%	6.00%
2022	-4.69%	4.42%	-0.66%	1.04%	-2.67%	-5.73%	1.14%	1.36%	-4.82%	3.61%	2.19%	1.34%	-4.02%	6.00%
2021	-	-	-	-	-	-	-0.04%	4.28%	0.74%	2.87%	-1.43%	1.14%	7.68%	2.60%
2020	-	-	-	-	-	-	-	-	-	-	-	-	-	-
2019	-	-	-	-	-	-	-	-	-	-	-	-	-	-
2018	-	-	-	-	-	-	-	-	-	-	-	-	-	-
2017	-	-	-	-	-	-	-	-	-	-	-	-	-	-
2016	-	-	-	-	-	-	-	-	-	-	-	-	-	-
2015	-	-	-	-	-	-	-	-	-	-	-	-	-	-
2014	-	-	-	-	-	-	-	-	-	-	-	-	-	-
2013	-	-	-	-	-	-	-	-	-	-	-	-	-	-
2012	-	-	-	-	-	-	-	-	-	-	-	-	-	-

Source: Novagni Analytics and Advisory Sdn. Bhd.

SNAIL TRAIL CHARTS OF ESG SCORES & RATINGS



ESG scores and ratings are based on Ideal Ratings methodology.
Source: MIDF Amanah Asset Management Bhd

- (1) Based on the fund's portfolio returns as at 10 September 2024, the Volatility Factor (VF) for this fund is 8.53 and is classified as "Low" (Source: Lipper).
- (2) Volatility Factor (VF) is subjected to monthly changes and Volatility Class (VC) will be revised every six months.
- (3) The portfolio composition may change overtime, therefore there is no guarantee that the VF and VC to remain constant.

Investors are advised to read and understand the prospectus before investing. Among others, investors should consider the fees and charges. The price units and distributions payable, if any, may go down as well as up. Past performance of the fund should not be taken as indicative of its future performance. Investment in the fund is subjected to market risk, securities specific risk, liquidity risk, reclassification of Shariah status risk, profit rate risk, ESG investment risk, Shariah-compliant equity risk, regulatory risk and Shariah-compliant equity related securities risk. A copy of our Replacement Master Prospectus ("RMP") dated 31 May 2023, First Supplementary Master Prospectus ("FSMP") dated 15 February 2024 and Second Supplementary Master Prospectus ("2SMP") dated 4 October 2024 have been registered with the Securities Commission who takes no responsibility of its contents. The prospectus and application form can be obtain at our office and at [Prospectus | MIDF Berhad](#) and [Forms | MIDF Berhad](#). The RMP, FSMP and 2SMP can also be viewed at <https://www.midf.com.my/prospectus>. Units will only be issued upon receipt of an application form referred to in and accompanying the prospectus.